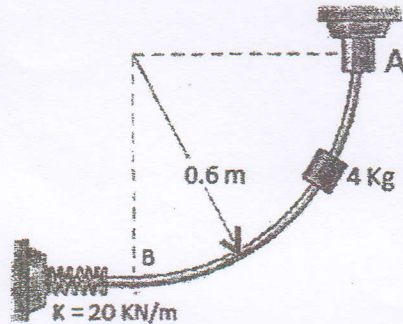


Exam.	Regular		
Level	BE	Full Marks	40
Programme	BCE, BGE	Pass Marks	16
Year / Part	II / I	Time	1 ½ hrs.

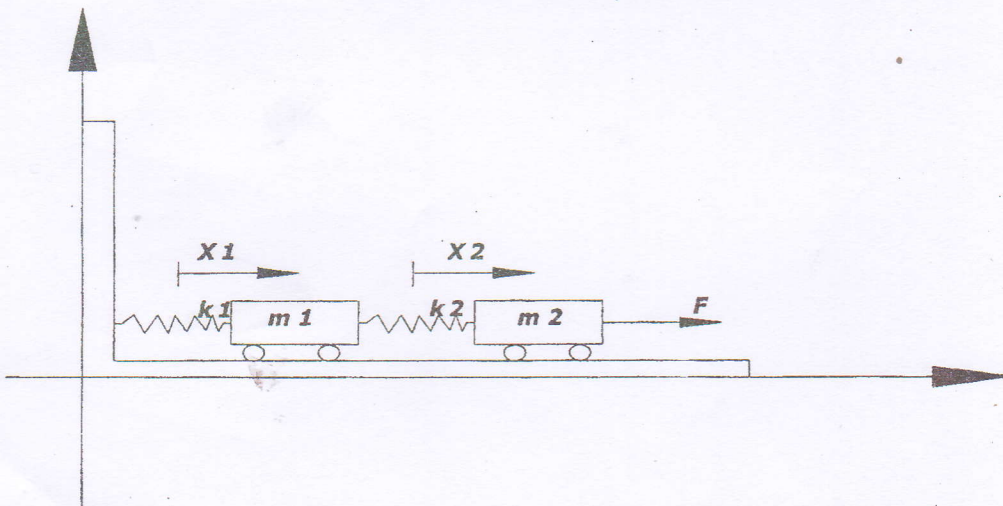
**Subject:** - Applied Mechanics (Dynamics) (CE501)

- ✓ Candidates are required to give their answers in their own words as far as practicable.
- ✓ Attempt **All** questions.
- ✓ The figures in the margin indicate **Full Marks**.
- ✓ Assume suitable data if necessary.

1. Derive relations for the radial and transverse components of the acceleration when a particle is moving curvilinearly. [4]
2. The 4 kg slider is released from rest from position A and slides down the frictionless rod in vertical plane. Determine a) the velocity 'v' of the slider as it strikes the spring b) maximum deflection of spring. [8]

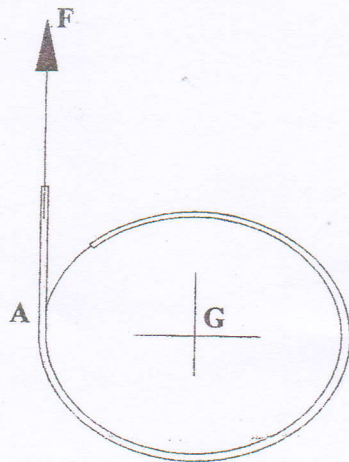


3. Two masses shown in figure oscillate on the smooth plane in the x-direction.
  - a) Write the differential equation of motion for each mass
  - b) Find the equation of motion for the center of the mass.
  - c) Write the expression for kinetic and potential energy of the system of particles.[6]



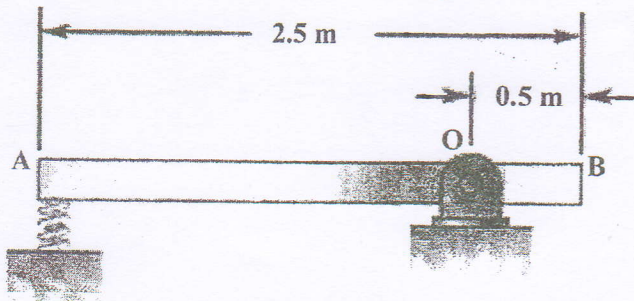
4. A cord is wrapped around a homogenous disk of radius  $r = 0.5 \text{ m}$  and mass  $20 \text{ kg}$ . If the cord is pulled upward with a force of magnitude  $F = 250 \text{ N}$ , determine (a) the angular acceleration of the disk, (b) the acceleration of the disk and (c) the acceleration of the cord.

[6]



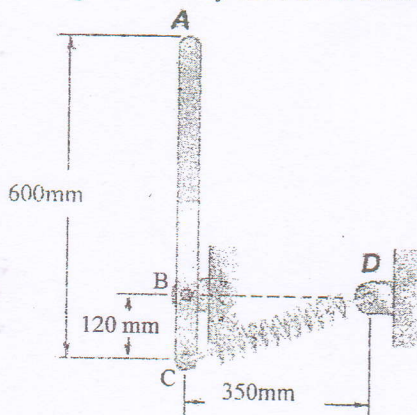
5. A  $15 \text{ kg}$  slender rod pivots about the point  $O$ . The other end is pressed against a spring ( $k = 300 \text{ kN/m}$ ) until the spring is compressed one inch and the rod is in a horizontal position. If the rod is released from this position, determine its angular velocity and the reaction at the pivot as the rod passes through a vertical position.

[8]



6. Define impulsive motion and eccentric impact. A slender  $4 \text{ kg}$  rod can rotate in a vertical plane about a pivot at  $B$ . A spring of constant  $k = 400 \text{ N/m}$  and of unstretched length  $150 \text{ mm}$  is attached to the rod as shown. Knowing that the rod is released from rest in the position shown, determine its angular velocity after it has rotated through  $90^\circ$ .

[2+6]



\*\*\*

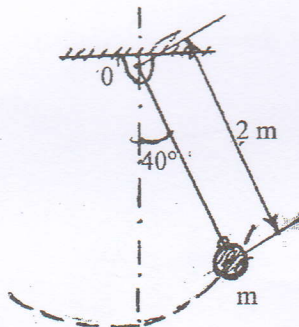


Exam.	Back		
Level	BE	Full Marks	40
Programme	BCE, BGE	Pass Marks	16
Year / Part	II / I	Time	1 ½ hrs.

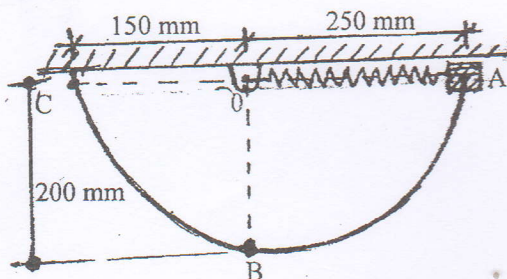
**Subject: - Applied Mechanics (Dynamics) (CE501)**

- ✓ Candidates are required to give their answers in their own words as far as practicable.
- ✓ Attempt All questions.
- ✓ The figures in the margin indicate Full Marks.
- ✓ Assume suitable data if necessary.

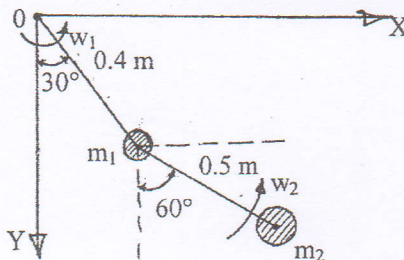
1. The bob of a 2 m pendulum describes an arc of circle in a vertical plane. If the tension in the cord is 2.5 times the weight of the bob for the position shown. Find the velocity and acceleration of the bob in the given position. [4]



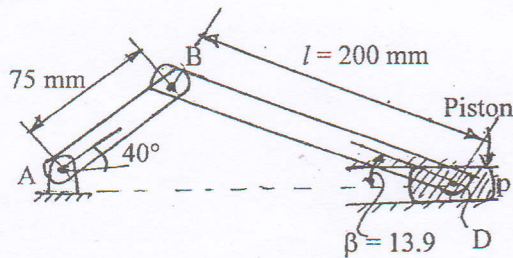
2. a) What is the principle of conservation of energy of a system? Illustrate it with suitable example. [3]  
 b) 2 kg collar is attached to a spring and slides without friction in a vertical plane along the curved rod ABC. The spring is undeformed when its length is 100 mm and its constant is 800 N/m. If the collar is released at 'A' with no initial velocity, determine its velocity (a) as it passes through 'B' (b) as it reaches at 'C' [5]



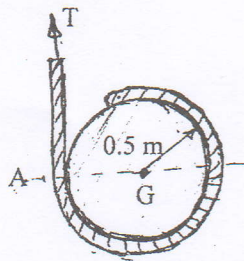
3. Derive the expression for resultant force for the system of variable mass. A double pendulum as shown in figure below oscillates in X-Y plane. At the instant shown,  $w_1 = 4$  rad/sec CCW and  $w_2 = 5$  rad/sec CCW. What will be the angular momentum about 'O' at this instant, if  $m_1 = 3$  kg and  $m_2 = 4$  kg? Note that the lower pendulum is connected to mass 'm<sub>1</sub>' by a pin joint and is free to rotate about this point. [4+4]



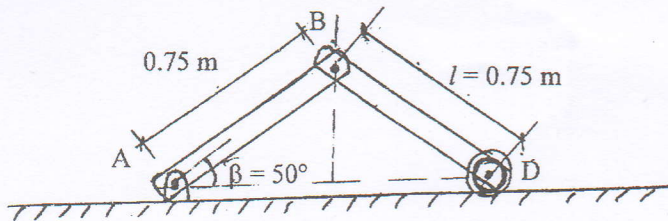
4. What is the meaning of corioli's acceleration in plane motion of Rigid body? Crank AB of the engine system shown in figure below, has a constant clockwise angular velocity of 2000 rev/min. For the crank position as shown in figure below, determine the angular acceleration the connecting rod 'BD' and the acceleration of point 'D'. Given that the value of  $\omega_{BD} = 61.9$  rad/sec and the angle made by rod BD with horizontal  $\beta = 13.9$ . [8]



5. A cord is wrapped around a homogeneous disk of radius  $r = 0.5$  m and mass  $m = 15$  kg. If the cord is pulled upward with force  $\vec{T}$  of magnitude 180 N, determine (a) the acceleration of the center of the disk (b) the angular acceleration of the disk (c) the acceleration of the cord. [4]



6. Differentiate the central and Eccentric impact of the body. Each of the two slender rods as shown in figure below is 0.75 m long and has a mass of 6 kg. If the system is released from rest when  $\beta = 50^\circ$ , determine (a) the angular velocity of rod "AB" when ' $\beta$ ' =  $20^\circ$  (b) the velocity of point 'D' at the same instant. [2+6]



\*\*\*

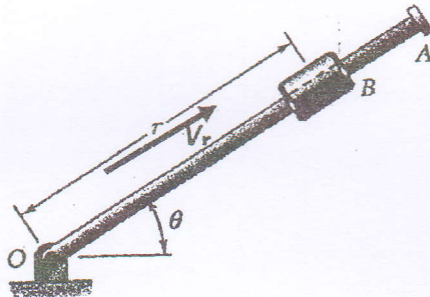


Exam.	New Back (2066 & Later Batch)		
Level	BE	Full Marks	40
Programme	BCE, BGE	Pass Marks	16
Year / Part	II / I	Time	1 ½ hrs.

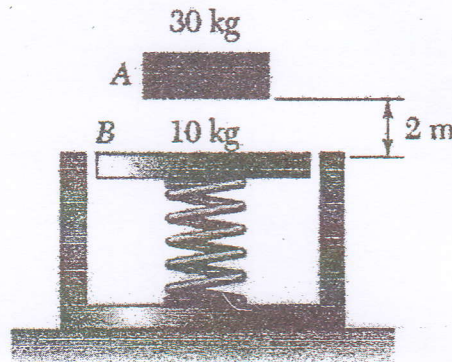
*Subject: - Applied Mechanics (Dynamics) (CE501)*

- ✓ Candidates are required to give their answers in their own words as far as practicable.
- ✓ Attempt All questions.
- ✓ The figures in the margin indicate Full Marks.
- ✓ Assume suitable data if necessary.

1. Rotation of the arm about O is defined by  $\theta = 0.75t^2$  where  $\theta$  is in radians and  $t$  in seconds. Collar B slides along the arm such that  $r = 1 - 0.3t^2$  where  $r$  is in meters. After the arm has rotated through  $45^\circ$ , determine (a) the total velocity of the collar, (b) the total acceleration of the collar and (c) the relative acceleration of the collar with respect to the arm. [6]

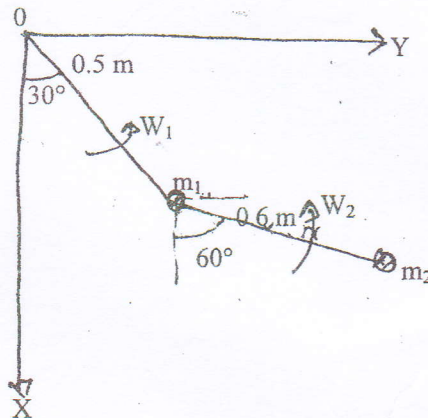


2. A 30 kg block is dropped from a height of 2 m onto the 10 kg pan of a spring scale. Assuming the impact to be perfectly plastic, determine the maximum deflection of the pan. The constant of the spring is  $k = 20 \text{ kN/m}$ . [8]




3. A double pendulum as shown in figure below oscillates in the X-Y plane. As shown in figure below,  $W_1 = 2 \text{ rad/sec}$ . CCW and  $W_2 = 4 \text{ rad/sec}$  CCW. What is  $\vec{H}_O$  at this instant if  $m_1 = 1 \text{ kg}$  and  $m_2 = 2 \text{ kg}$ . The lower pendulum is connected to mass  $m_1$ , by a pin joint and is free to rotate about this point.

[8]



4. The center of the double gear has a velocity and acceleration to the right of  $1.2 \text{ m/s}$  and  $3 \text{ m/s}^2$ , respectively. The lower rack is stationary. Determine (a) the angular acceleration of the gear and (b) the acceleration of points B, C and D.

[8]



5. A chord is wrapped around a homogeneous disk of radius  $r = 0.5 \text{ m}$  and mass  $m = 30 \text{ kg}$  as shown in figure below. If the cord is pulled upward with a force  $T$  of magnitude  $200 \text{ N}$ , determine (a) the acceleration of the center of the disk (b) the angular acceleration of the disk (c) the acceleration of the chord.

[6]



6. Derive the expression for the resultant force on the system with variable mass.

[4]

\*\*\*



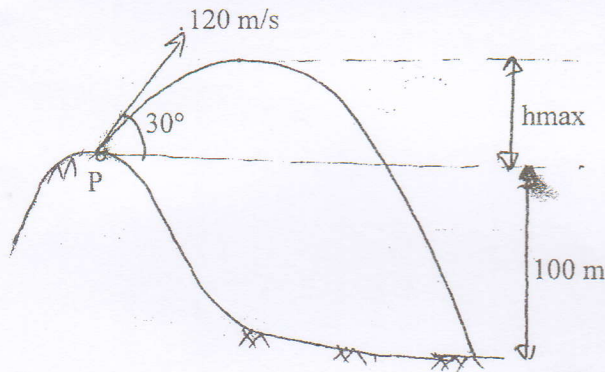
Exam.	Regular		
Level	BE	Full Marks	40
Programme	BCE, BGE	Pass Marks	16
Year / Part	II / I	Time	1 ½ hrs.

**Subject:** - Applied Mechanics (Dynamics) (CE501)

- ✓ Candidates are required to give their answers in their own words as far as practicable.
- ✓ Attempt **All** questions.
- ✓ The figures in the margin indicate **Full Marks**.
- ✓ Assume suitable data if necessary.

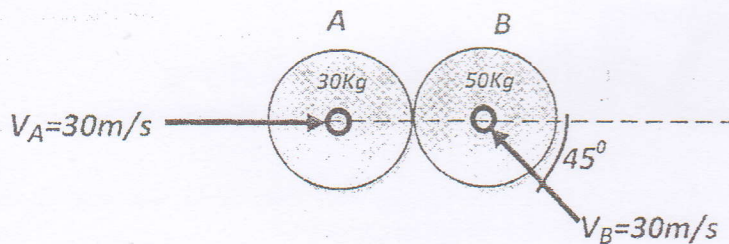
1. A bullet is fired at an angle of  $30^\circ$  to the horizontal from a point 'P' on a hill and it strikes a target which is 100m lower than the level of projection. The initial velocity of the bullet is 120 m/s. Neglecting the air resistance calculate:

[6]



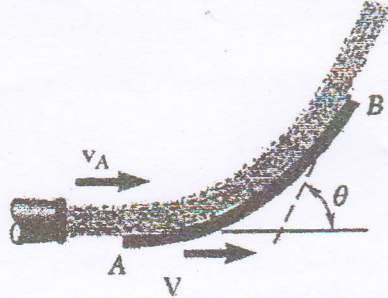
- i) The maximum height to which the bullet will rise above the horizontal
  - ii) The actual velocity with which it will strike the target
  - iii) The total time required for the flight of bullet
2. The magnitude and direction of the velocities of two frictionless balls with the mass  $m_A = 30 \text{ kg}$  and  $m_B = 50 \text{ kg}$  before they strike each other are shown in figure below. Assume  $e = 0.9$ , determine the magnitude and direction of the velocity of each ball after the impact.

[8]

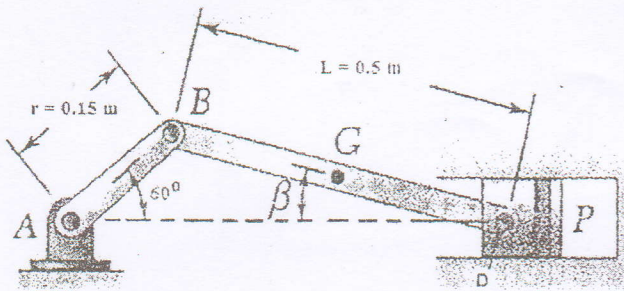


3. A nozzle discharges a stream of water of cross-sectional area "A" with a velocity  $V_A$ . The stream is deflected by single blade which moves to the right with a constant velocity  $V$ . Assuming that the water moves along the blade at a constant. Determine: [8]

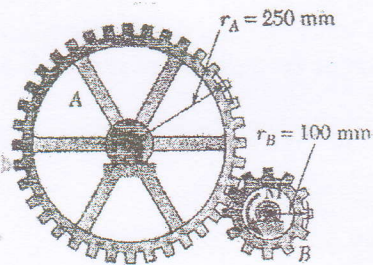
- i) The component of forces exerted by the blade on the stream.  
 ii) The velocity  $V$  for which maximum power is developed.



4. Crank AB of the engine system has a constant clockwise angular velocity of 200 rpm, which makes the angle  $60^\circ$  with horizontal level. For the crank position shown in figure below. Determine the angular acceleration of the connecting rod BD and the acceleration of point D. [8]



5. The system is at rest when a moment of  $M = 8 \text{ N-m}$  is applied to gear B. Neglecting friction (a) determine the number of revolutions of gear B before its angular velocity reaches 540 rpm and (b) tangential force exerted by gear B on gear A. [6]



$$m_A = 10 \text{ kg} \quad \bar{k}_A = 200 \text{ mm}$$

$$m_B = 3 \text{ kg} \quad \bar{k}_B = 80 \text{ mm}$$

6. Deduce an expression which shows the relation for the force exerted by the vane on the stream while you are dealing with the steady stream of particles. [4]

\*\*\*

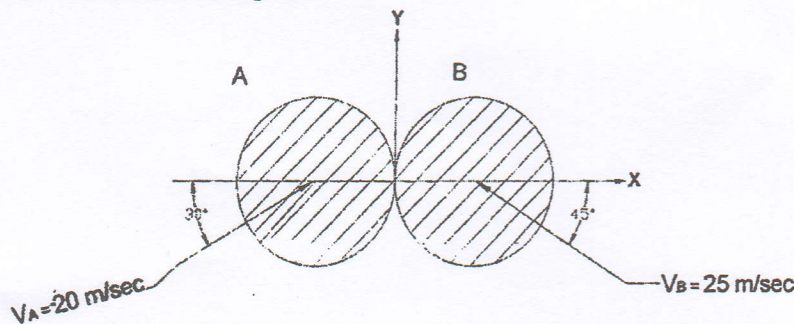


Exam.	Back		
Level	BE	Full Marks	40
Programme	BCE, BGE	Pass Marks	16
Year / Part	II / I	Time	1 ½ hrs.

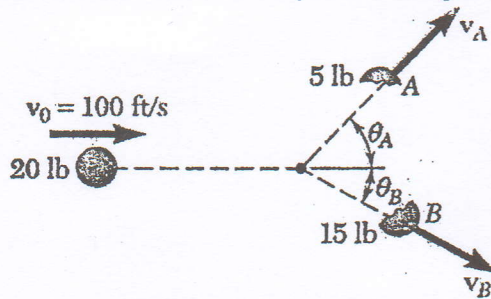
**Subject:** - Applied Mechanics (Dynamics) (CE501)

- ✓ Candidates are required to give their answers in their own words as far as practicable.
- ✓ Attempt **All** questions.
- ✓ The figures in the margin indicate **Full Marks**.
- ✓ Assume suitable data if necessary.

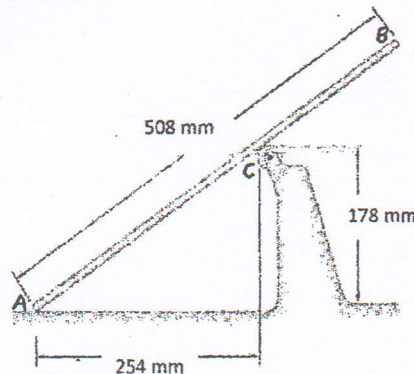
1. The magnitude and direction of the velocities of two balls A and B having masses 1.2kg and 1.8kg respectively before they strike each other are shown as in figure below. Assuming  $e = 0.84$ , determine the velocity of each ball after the impact. How much K.E. will be lost due to the impact? [8]



2. A 20-lb projectile is moving with a velocity of 100 ft/s when it explodes into 5 and 15-lb fragments. Immediately after the explosion, the fragments travel in the directions  $\theta_A = 45^\circ$  and  $\theta_B = 30^\circ$ . Determine the velocity of each fragment. [8]

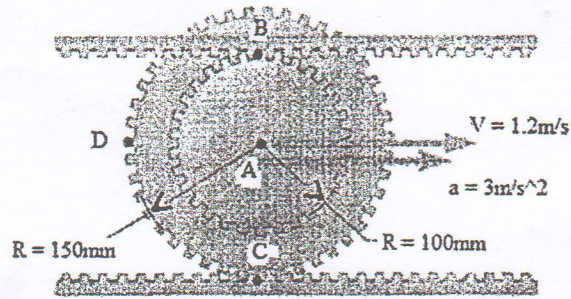


3. Rod AB moves over a small wheel at C while end A moves to the right with a constant velocity of 635 mm/s. At the instant shown, determine (a) the angular velocity of the rod, (b) the velocity of end B of the rod. [8]



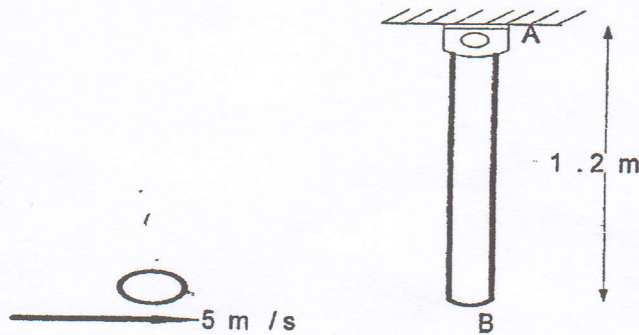
4. The center of the double gear has a velocity and acceleration to the right of  $1.2\text{m/s}$  and  $3\text{m/s}^2$ , respectively. The lower rack is stationary. Determine (a) the angular acceleration of the gear, and (b) the acceleration of points B, C and D.

[8]



5. A  $2.5\text{-kg}$  sphere moving horizontally to the right with an initial velocity of  $7\text{m/s}$  strikes the lower end of a  $10\text{-kg}$  rod AB. The rod is suspended from a hinge at A and is initially at rest. Knowing that the co-efficient of restitution between the rod and the sphere is  $0.890$ , determine the angular velocity of the rod and the velocity of the sphere immediately after the impact.

[8]



\*\*\*